

# GERRARDS CROSS

**40<sup>th</sup>  
Anniversary**



**Free  
Parking**

## **SUMMER SCHOOL FOR ADULTS**

**IN PARTNERSHIP WITH GXCA**

**22<sup>nd</sup> JULY - 2<sup>nd</sup> AUGUST 2024**

**Website: [www.gxca.org.uk/summer-school](http://www.gxca.org.uk/summer-school)  
Email: [summerschool@gxca.org.uk](mailto:summerschool@gxca.org.uk)**

# **GERRARDS CROSS SUMMER SCHOOL 2024**

**at The Memorial Centre, East Common, Gerrards Cross, SL9 7AD**

Gerrards Cross Summer School is very happy to announce that this is the 40th anniversary of Summer School and we welcome the partnership with Gerrards Cross Community Association to be able to carry forward this legacy. We also look forward to welcoming former students and meeting new ones. There is always a wonderful atmosphere and a high standard of tutors.

The organisers are all volunteers and it is our intention to provide first class courses with efficient administration.

Manda Adams  
Peter Ballard  
Lorene Butcher  
Jane Josten

*With support from:*  
*Jane Hudson*  
*Rae Gillot*  
*Margaret Tait*

**Check our website for details of courses and a downloadable copy of the application form. It will also be updated for course availability and any last-minute changes to the programme.**

**Website:** [www.gxca.org.uk/summer-school](http://www.gxca.org.uk/summer-school)

**Postal:**

**Gerrards Cross Summer School, The Memorial Centre,  
East Common, Gerrards Cross, Bucks, SL9 7AD**

**Email:**

[summerschool@gxca.org.uk](mailto:summerschool@gxca.org.uk)

Please email any enquiries to above email address

**\*\*Please note student requirements (if applicable) listed at the end of course description\*\***

**Make a note in your diary now for Summer School 2025**

**28<sup>th</sup> July – 8<sup>th</sup> August**

# GENERAL ARRANGEMENTS AND TERMS

1. **Fees & Times:** The cost of a course including refreshments: **£55**  
All Courses **10.00am - 4.00pm**
2. **Refreshments:** A 3-course cold buffet lunch plus coffee/tea is included.  
A licenced bar is available during the lunch break should you wish to purchase wine, beer, soft drinks, etc.
3. **Booking:** Bookings will only be accepted on an official application form, either a paper or electronic version, and are dealt with in strict order of receipt.  
  
Payments should be made at time of booking and preferably paid on-line or by Credit Card but cheques will still be accepted. Credit Card payments can be made via the GXCA Website or at GXCA Reception.  
  
*(Please refer to payment details on booking form).*  
**\*\*Please note: Paying on-line or by Credit Card is the preferred method as each cheque we deposit incurs a 40p bank fee \*\***
4. **Student Requirements** **\*\*Please note student requirements (if applicable) listed at the end of the course description\*\*** If not listed, any further instructions will be provided after registration by email or post.
5. **Cancellation by Student:**
  - If you need to cancel or need to swap a class, you **must advise us in writing.**
  - In order to comply with fire regulations, please let us know the change of name if a friend takes your place.
  - **A £10 admin fee** will be deducted from any refund requests **up to the 1<sup>st</sup> of June 2024.**

**After the 1<sup>st</sup> of June 2024 there are no refunds.**
6. **Cancellation by Organisers:** Whilst we have every intention of running the advertised courses, the organisers reserve the right to cancel if too few students enrol.  
Occasionally it may be necessary to make changes due to circumstances beyond our control.  
*Anyone involved will be informed and an alternate class will be offered, or full fee will be refunded.*
7. **Health:** Students attending courses involving physical activity should be medically fit. No responsibility can be accepted by the Gerrards Cross Community Association or Summer School.
8. **Property:** No responsibility can be taken for any item lost or damaged on The Community Association premises.
9. **Other:** Students may be more comfortable if they bring a cushion. Some classrooms are on the first floor - Please check when you book if you have problems with stairs.

## PROGRAMME 2024 - WEEK 1

<b>Monday</b>	LONDON: 2,000 Years of a City and Its People	Andrew Davies	<b>D1</b>
<b>22nd</b>	Wilkie Collins and his Circle	Lucinda Hawksley	<b>D2</b>
<b>July</b>	Beginners Calligraphy	Jen Roffe	<b>D3</b>
	Dynamic Pencil Drawing	David Lewry	<b>D5</b>
	Zentangle	Jane Marbaix*	<b>D6</b>
<b>Tuesday</b>	Farms, Forks and Flummery	Adam Smith	<b>D7</b>
<b>23rd</b>	Masterpieces in the National Gallery	Joan Greening	<b>D8</b>
<b>July</b>	Brush Calligraphy with Colour - Metallic Inks	Jen Roffe	<b>D9</b>
	The Story of the Bible	Paul Luckraft	<b>D10</b>
	Coloured Pencils - Bengal Tiger	David Lewry	<b>D11</b>
	Beginners' Mah-jong	Sam Patel	<b>D12</b>
<b>Wednesday</b>	Current Issues in Science and Religion	Denis Alexander*	<b>D13</b>
<b>24th</b>	Stories from Provence: The Land of Milk and Honey	Maggie Knight	<b>D14</b>
<b>July</b>	Linocut Printmaking for Beginners	Kim Raymont	<b>D15</b>
	iPad: Everything you need to know	Susan Mills	<b>D17</b>
	Miniature Quilts	Julia Gahagan*	<b>D18</b>
<b>Thursday</b>	The Genius of Johann Sebastian Bach	Peter Medhurst	<b>D19</b>
<b>25th</b>	Wilde about Oscar	Simon Whitehouse*	<b>D20</b>
<b>July</b>	Playful Beginners Watercolours	Kate Buchanan*	<b>D21</b>
	Modern Architecture: In Tune with the Past?	Keith Hasted	<b>D23</b>
	Needle Felting	Rebecca Bennett*	<b>D24</b>
<b>Friday</b>	Great Unsolved Mysteries	Malcolm Nelson	<b>D25</b>
<b>26th</b>	Bridge: Bidding to Slam with Confidence	Tim Chanter	<b>D26</b>
<b>July</b>	Silver Clay Jewellery with Natural Elements	Laura Sinclair	<b>D27</b>
	All You Need is a Smartphone	Susan Mills	<b>D29</b>
	London History Through Prints	Colin Oakes	<b>D30</b>

\*\* Please note Student Requirements (if applicable) listed at the end of the course\*\*

NB: \* Denotes a new Tutor to Summer School

	<b>Creative Arts and Crafts</b>
	<b>Bridge / Music</b>
	<b>History &amp; Art History</b>
	<b>Phones, Tablets &amp; Computers</b>
	<b>General Interest</b>

## PROGRAMME 2024 - WEEK 2

<b>Monday</b>	Symbolist Art	Dailia Castelijin*	<b>D31</b>
<b>29th</b>	Scandi Art and its Design 1880-1960	Anne Anderson	<b>D32</b>
<b>July</b>	Pen and Watercolour Wash	Sharon Hurst	<b>D33</b>
	Quilting: Stack and Slash	Helen Nice	<b>D35</b>
	Volcanoes	Jill Eyers	<b>D36</b>
<b>Tuesday</b>	Story of English Cathedrals and Parish Churches	Andrew Davies	<b>D37</b>
<b>30th</b>	Bridge: Improve Your Defensive Signalling	Tim Chanter	<b>D38</b>
<b>July</b>	Amusing Cats!	Sharon Hurst	<b>D39</b>
	Quilting: Shashiko	Helen Nice	<b>D41</b>
	European Court Painters	Kate Phillips	<b>D42</b>
<b>Wednesday</b>	Istanbul: A Cultural Tour	Dailia Castelijin*	<b>D43</b>
<b>31st</b>	Stories from Provence: Troubadours, Heretics & the Courts of Love	Maggie Knight	<b>D44</b>
<b>July</b>	Acrylic Painting: Floral Abundance	Heather McDowell	<b>D45</b>
	Smartphone Photography	Susan Mills	<b>D47</b>
	Ice Age to Stone Age	Jill Eyers	<b>D48</b>
<b>Thursday</b>	The Trees in Art, from Giotto to Klimt	Clare Ford-Wille	<b>D49</b>
<b>1st</b>	Classical Chat	Anna & Lisa	<b>D50</b>
<b>August</b>	Willow Weaving	Mary Sibley	<b>D51</b>
	Flora and Fauna: Symbolisms, Attributions and Legends	Richard Box	<b>D53</b>
	First Steps into Crochet	Sarah Barclay	<b>D54</b>
<b>Friday</b>	Events in European History	Bernard Foot	<b>D55</b>
<b>2nd</b>	White Gold: Meissen and Sevres Porcelains	Scott Anderson	<b>D56</b>
<b>August</b>	Growing Cuttings and Seedlings for Year Round Interest	Lindsay Engers	<b>D57</b>
	iPad: Everything You Need to Know	Susan Mills	<b>D59</b>
	Amigurumi Crochet	Sarah Barclay	<b>D60</b>

\*\* Please note Student Requirements (if applicable) listed at the end of the course\*\*

NB: \* Denotes a new Tutor to Summer School

**D1 LONDON: 2,000 YEARS OF A CITY AND ITS PEOPLE Monday 22nd July**  
Tutor: Andrew Davies is a lecturer for the Arts Society and the National Trust. He is the author of 9 books (including 'The East End Nobody Knows') a journalist and historian, and for 30 years has run his own London walks company called 'All about London'.

A city which never fails to beguile, intrigue (and sometimes infuriate), we will trace its development from the Romans to today. Subjects to be covered include the River Thames, London's railway and tube stations, the city walls, the Blitz, suburbia, and individuals such as Samuel Pepys, JMW Turner and Sir John Betjeman.

**D2 WILKIE COLLINS AND HIS CIRCLE Monday 22nd July**  
Tutor: Lucinda Hawksley is an author, broadcaster and lecturer, and a patron of the Charles Dickens Museum in London and the De Morgan Foundation. She has written more than 20 books; her latest title is Dickens and Travel.

2024 marks the bicentenary of the birth of the author Wilkie Collins (1824-1899) – a larger-than-life Victorian whose novels and plays were as melodramatic as his personal life. Today, he is best known for just two of his novels, "The Moonstone" and "The Woman in White", but he wrote 30 novels, as well as plays and short stories. In this one-day workshop, biographer and historian Lucinda Hawksley will look at the life and works of Wilkie Collins, as well as the lives of some of his friends and family members.

**D3 BEGINNERS BRUSH CALLIGRAPHY Monday 22nd July**  
Tutor: Jen Roffe is a lettering artist with 10 years of experience creating, exhibiting and selling her own collection of calligraphy prints and working on signage for events and businesses. She teaches regular Brush Calligraphy workshops in Hertfordshire as well as offering corporate team building workshops and special calligraphy events at Christmas.

Learn how to create beautiful lettering using brush-pens in this modern, relaxed and informal style of calligraphy. In this workshop we will learn all the beginner rules (and then how to break them) to begin creating our own fun, unique style. Demonstrations throughout the day will cover the essentials of modern calligraphy style - how to position yourself and your paper and how to use the brush tips for maximum contrast. Together we will learn beginner brush strokes and mark making, and practise cursive script alphabets. Using the techniques we have learnt we will practise with template designs and create our own hand-lettered pieces that we can frame or send as cards. Before long you'll be creating for every gifting event in the calendar, plus ensuring yourself some creative 'me-time' for some mindful moments of creativity at home.

*Student Requirements: A full starter kit will be available for each student on the day for £10 which includes the black and gold metallic brush-pens, templates, practise sheets, blank cards, envelopes and gift tags.*

## D5 DYNAMIC PENCIL DRAWING

Monday 22nd July

Tutor: David Lewry, BA (Hons), SWSBA, UKCPS, runs a number of very successful classes and workshops in watercolour and drawing. He tutors on cruise ships where he has inspired many people to take up an exciting new hobby. As an accomplished Botanical Artist, he was awarded a silver medal by the Royal Horticultural Society in 2009 and has contributed illustrations to several award-winning books and magazines.



The humble pencil is capable of producing some dynamic effects and images by utilising the full tonal range from black to white.

This course will teach you how to use this tonal range to dramatically improve your sketching and drawing. You will be guided from the early stages of planning and composition right through to final rendering using examples from the tutor's own portfolio and from some of the great artists of the past. You will learn how to produce a tonal strip and do a number of drawings to practise and develop your skills.

Using overhead cameras and a projector you will be able to follow the techniques close-up in real-time.

**WARNING** - this course will seriously improve your drawing skills!

*Student requirements: 3 or 4 sheets of A4 Cartridge paper, graphite pencils (grades 2H, HB, 2B, 6B, 9B or 8B if 9B unavailable), ruler, eraser & pencil sharpener.*

## D6 ZENTANGLE


Monday 22nd July

Tutor: Jane Marbaix is a Certified Zentangle Teacher having trained in Massachusetts USA in 2011. She has taught Adult Education classes and has been teaching at The Cardinal Clinic in Windsor for the last 10 years. She is also the author of 5 Zentangle books.

The Zentangle Method is an easy-to-learn, relaxing, and fun way to create beautiful images by drawing structured patterns. We call these patterns "tangles". You create tangles with combinations of dots, lines, simple curves, S-curves and orbs. These simple shapes are the "Elemental Strokes" in all Zentangle art.

This will be a beginner's course with the basics taught in the morning and a project in the afternoon.

*Student requirements: Black fineliner (01-04), 2B pencil. Items will be available to buy on the day for £2.*



**D7 FARMS, FORKS AND FLUMMERY****Tuesday 23rd July****THE HISTORY OF GROWING, COOKING AND DINING IN ENGLAND 1500-1950.**

Tutor: Adam Smith is a former museum curator who has been lecturing on English Country Houses and their Estates for over 20 years. He holds degrees from the Universities of Durham and Leeds in History and Country House Studies.

This course gives an overview of how food was produced and consumed in England from Tudor times to the 20th Century.

We will look at food from field to fork seeing how the ingredients available changed and the ways in which they were cooked and eaten evolved.

- Farms and Ingredients - How agriculture has supplied a changing population.
- Sugar and Spice - How much has imported and preserved food contributed to our diets?
- Recipes and Equipment - Examining historic cooking equipment and recipes.
- Fires and Stoves - Changing equipment, changing food.

**D8 MASTERPIECES IN THE NATIONAL GALLERY****Tuesday 23rd July**

Tutor: Joan Greening BA (Hons), MA. Joan has taught art to adults for over thirty years. She enjoys all styles of art but specialises in the Old Masters. She has visited all the major art galleries in the world but particularly loves the National Gallery.



This course will look briefly at the history of the National Gallery and some of the great paintings it contains. It will cover many of the world-famous artists such as Botticelli, Raphael, Rembrandt and Goya. British artists Turner, Reynolds and Gainsborough will be included as well. It will also study some of the less well-known artists who are equally talented.

Each painting will be set in its historic context and each artist will be discussed in full. Symbolism will be explored, and the artwork will be divided into the five genres of art. Styles will be examined and Early Renaissance, High Renaissance, Mannerism, Baroque and Rococo will be covered.

This course is suitable for all students whether they are starting on their art journey or a long way through it!





**D9 BRUSH CALLIGRAPHY WITH COLOUR - METALLIC INKS**

**Tuesday 23rd July**



Tutor: Jen Roffe is a lettering artist with 10 years of experience creating, exhibiting and selling her own collection of calligraphy prints and working on signage for events and businesses. She teaches regular Brush Calligraphy workshops in Hertfordshire as well as offering corporate team building workshops and special calligraphy events at Christmas.

Learn how to create a beautifully illustrated and hand-lettered piece using metallic brush-pens.

In this workshop we will learn the relaxed and informal style of modern calligraphy - the key calligraphy strokes and a cursive script alphabet. We will then go on to learn how to transfer calligraphy to dark coloured surfaces and add a colour layer to create some really eye-catching effects.

Using the techniques we have learnt we will practise with template designs and create our own hand-lettered piece on card, ensuring the opportunity of some creative 'me-time' and some mindful moments of creativity during the day.

Also suitable for beginners.

*Student Requirements: A brush calligraphy kit will be available for each student on the day for £10 which includes a variety of metallic brush-pens, templates, practise sheets, and blank card for use both during the day and for further calligraphy creations at home.*

**D10 THE STORY OF THE BIBLE**

**Tuesday 23rd July**

Tutor: Paul Luckraft has a 1st class degree in Theology from the Open Theological College. He has spent many years teaching in local churches and elsewhere, and has developed his own courses. He is a published author and has his own website, [www.orchardseeds.com](http://www.orchardseeds.com) .

To many people the Bible is a special book yet few are aware how it came into existence.

In particular, how did the individual books come to be written and how were they brought together into a single volume? We may also wonder how we can best read the Bible today to get the most out of an old and at times obscure text. What are its main themes and threads? What is the role of inspiration and faith?

Whether you read the Bible regularly or not, there will be plenty for us to explore together.

*Student Requirements: Please bring a Bible along with you to this class.*



# Join the community

THE HUB WHERE MEMORIES ARE MADE AND FRIENDSHIPS FLOURISH.

**MEMBERSHIPS STARTING 1ST APRIL**



**D11 COLOURED PENCILS: BENGAL TIGER****Tuesday 23rd July**

Tutor: David Lewry, BA (Hons), SWSBA, UKCPS, runs a number of very successful classes and workshops in watercolour and drawing. He tutors on cruise ships where he has inspired many people to take up an exciting new hobby. As an accomplished Botanical Artist, he was awarded a silver medal by the Royal Horticultural Society in 2009 and has contributed illustrations to several award-winning books and magazines.

You will produce a stunning portrait of a Bengal tiger using coloured pencils. You will be taught the skills required to draw convincing fur, eyes, ears and whiskers. Using overhead cameras and a projector you will be able to follow the techniques close-up in real-time. Before the lesson you will be provided with a full list of materials including a colour matching chart and a black and white template to copy or trace. The image will be drawn on coloured paper to further enhance the effect and full instructions will be provided throughout. This project is suitable for all skill levels.



*Student requirements: Coloured pencils (colour matching chart provided), a template pre-drawn on suitable paper (details provided beforehand), pencil sharpener and eraser.*

**D12 BEGINNERS' MAH-JONG:  
BRITISH STANDARD AS PLAYED AT LOCAL U3A****Tuesday 23rd July**

Tutor: Sam Patel is a retired Mathematics teacher and currently manages the U3A Mah-jong Group.

Mah-jong is a Chinese game that is played with tiles, testing players' powers of observation, reasoning and judgement. Similar to the Western card game Rummy, it is typically played by four players.

This course will provide you with the opportunity to learn the many layers of this game of strategy from the ground up while receiving guidance on the tactics and scoring system.

The objective of the session is to equip those who participate with the confidence to join a Mah-jong group and play with those slightly more experienced.

All the necessary equipment will be provided on the day.

Please note, whilst we follow the British Rules, we have introduced a few tweaks to make it accessible for all abilities and to increase our enjoyment of the game.

**D13 CURRENT ISSUES IN SCIENCE AND RELIGION** **Wednesday 24th July**

Tutor: Dr Denis Alexander is the Founding Director [Emeritus] of The Faraday Institute for Science and Religion and Emeritus Fellow of St. Edmund's College, Cambridge. Previously he was chair of the Molecular Immunology Programme at The Babraham Institute, Cambridge.

The Course will provide a broad introductory overview to the field of science and religion and then focus on three current issues in the field: first, the question as to whether one can derive any coherent philosophy from the biological theory of evolution; second, the role of genetics in human behaviours and whether this role supports genetic determinism; and third, the ethical questions that arise from the current rapid advances in science.

In each case the topics will be related to theological insights, drawing in particular from the speaker's own Christian tradition.

**D14 STORIES FROM PROVENCE:** **Wednesday 24th July**  
**Part 1 - THE LAND OF MILK AND HONEY.**

Tutor: Maggie Knight BA Fine Art, MA History of Art, PhD History of Art. Founded the Adult Education section at the V&A Museum. She ran her own classes in art and cultural history in London, and is now teaching for The Arts Society and leading tours to Europe and America.

'The Land of Milk and Honey' is the story of one of the most fascinating states in medieval Europe. In the five centuries before they became part of the French kingdom the Provençal courts and cosmopolitan cities were producing the finest visual art, music and poetry in the west, a synthesis of the cultural legacies left by the incomers from Rome to Moorish Spain which had shaped the Mediterranean lands of Gaul.

**D15 LINOCUT PRINTING FOR BEGINNERS** **Wednesday 24th July**

Tutor: Kim Raymont (MA) is a printmaker, specialising in reduction linocut. She graduated from Cambridge School of Art with a Masters in Illustration and Book Arts, and has taught creative printmaking workshops alongside building a print collection and undertaking commissions.

In this inspiring and relaxed workshop, Kim will show you how to use rollers and stencils to make simple and striking abstract monoprints; you'll then look at prints by artists such as Picasso and Gauguin, and be shown how to use linocut tools to create, carve and print a design of your own, producing a range of lino prints.

After lunch you'll have the opportunity to develop your linocut into a reduction print by carving into it further and adding additional layers of colour; alternatively, you can incorporate bright tissue into your linocut to explore collagraph, or carve and print a new design.

You'll be encouraged to explore the possibilities of print throughout the day and finish with a range of linocuts, and new skills and understanding.

## D17 iPad: EVERYTHING YOU NEED TO KNOW

Wednesday 24th July

Tutor: Susan Mills, Cert Ed, MA, experienced teacher.

This course gives you the confidence and knowledge to explore and join the digital world - without asking a teenager!

Got yourself in a pickle over a problem with your iPad, or just bought a new device, but you don't really know what it can do? I will show you how to control your iPad and iPhone.

For example, how to: Reduce battery use, clear history, remove cookies. Basics such as emailing, privacy settings, online purchase, bill payment, tailoring personal preferences. Watch TV, listen to music, podcasts, engage with family and friends using FaceTime. Use Message and FaceTime to call and message and see friends and family for free.

There is a whole world out there just waiting for you to explore and use. I have tips, tricks and laughter to share with you.

*Student Requirements: Please bring your device and a charging lead.*

## D18 MINIATURE QUILTS


Wednesday 24th July

Tutor: Julia Gahagan has been making miniature quilts for 20 years and sells her kits and patterns through her Etsy shop. She travels the UK teaching her quick and easy technique at quilt shows and events.

With just fabric, glue and scissors you will make a mini quilt (approx. 5"x7") using shadow appliqué, where a transparent 'shadow' fabric is placed over the work to secure all the small pieces in place. Hand quilting and embroidery will secure the design in place and you will receive full instructions to complete the design at home (if required).

There will be a choice of designs and everyone will make one small sample quilt alongside their final design. The technique is quick, easy and fun and suits complete beginners as well as more experienced sewers.

There will also be various kits to purchase on the day if you wish.



*Student requirements: a basic sewing kit (needles, small pins, thimble if you use one) along with 2 pairs of scissors (4" and 2" blades, not embroidery ones) and a fabric glue pen (there will be some to share on the day). The materials for this class will cost £10, payable to the tutor.*

**D19 GENIUS OF JOHANN SEBASTIAN BACH****Thursday 25th July**

Tutor: Peter Medhurst appears in the UK and abroad as musician and scholar, giving recitals and delivering illustrated lectures on music and the arts. He studied singing and early keyboard instruments at the Royal College of Music and at the Mozarteum in Salzburg.

Claude Debussy once said of Bach that he was 'A benevolent God, to whom musicians should offer a prayer before setting to work so that they may be preserved from mediocrity'.

Since there is nothing mediocre about the works of Bach, he is certainly an ideal candidate for inspiring fellow composers. However, so highly developed are Bach's musical achievements that it is easy to forget that he, too, had to learn his craft and develop a personal style which he did in part by studying and assimilating the works of others.

This course examines a range of key works by Bach, including Cantata No 78, the Organ Preludes, The Italian Concerto, The Mass in B minor and The Goldberg Variations.

**D20 WILDE ABOUT OSCAR:****Thursday 25th July****THE EXTRAORDINARY LIFE AND TIMES OF OSCAR WILDE.**

Tutor: Simon Whitehouse is a (recovering) actor, lecturer, presenter, Alexander Technique & voice teacher, and award-winning London Blue Badge Guide. He regularly guides for Arts Society groups and has worked as an in-house guide lecturer in house at Shakespeare's Globe, the Royal Opera House, the BBC & the National Gallery, guiding a wide variety of public & private tours. He is on the faculty of Ithaca College and also lectures for the Blue Badge Guide training courses. Simon's specialisms & passions are theatre, literature, fashion & art history, but whatever the subject, Simon will weave a wonderful story from it!

To begin our exploration of Oscar's life, we look at his early years, including his artistic circle and rising celebrity.



We then take a look at the period when Oscar enjoyed his greatest success, including the publication of his only novel, "The Picture of Dorian Gray", and his incredible theatrical triumphs (with a special focus on his final and most brilliant play, "The Importance of Being Earnest").

Finally, we discover how disaster struck at the peak of this success, leading to the criminal trial of the century, prison and exile. We conclude the day with an appreciation of Oscar's enduring legacy and how he continues to inspire and entertain us today.



**D21 PLAYFUL BEGINNERS WATERCOLOUR****Thursday 25th July**

Tutor: Kate Buchanan is a mixed media artist living and working in Hertfordshire running workshops and art classes for all ages including Watercolour, Lino, Collage and Printing.

*"I believe we are all creative, we just need a little time and space to play. "*


Learn how to play in the world of watercolours. Using highly pigmented paints and a variety of different watercolour papers we will create small watercolour paintings. I will teach you a few tricks and tips to achieve mantelpiece worthy artwork!

Be reassured I assume no previous knowledge if you're new to this and if you do have a little more confidence, I have a selection of different papers to try. We will be painting a riverbank, a beach view, some pots and plants and a garland of flowers.

Watercolour paper, postcards, envelopes, cards and mount board will all be included in your introductory pack.

All of which you can take home with you should you want to continue your watercolour journey.

I will lend you brushes, palette and paint for the day.



*Student requirements: £15 for the materials for this class, payable to the tutor.*

**D23 MODERN ARCHITECTURE:  
IN TUNE WITH THE PAST?****Thursday 25th July**

Tutor: Keith Hasted has a Masters in History of Architecture and is the author of a recent book on Modernist Architecture in Britain. He lectures at Oxford University Continuing Education and for the WEA.

In his 1994 speech at Hampton Court to the Royal Institute of British Architects, Prince Charles famously described the winning modernist design for an extension to the National Gallery as a carbuncle – setting off a public debate about the way in which new architecture should relate to historic buildings and their surroundings.

We will consider how modern architects have worked with historic buildings in projects such as Norman Foster's Reichstag in Berlin, Hertzog and de Meuron's Tate Modern in London, the modernising of the BBC's Broadcasting House and Basil Spence's creation of Coventry Cathedral after WW2.

## D24 NEEDLE FELTING

Thursday 25th July

Tutor: Rebecca Bennett is a local mixed media artist with a passion for inspiring students with a desire to be creative. Following a degree in Fine Art Sculpture, Rebecca worked as an Art and Design teacher for the last 15 years in both the UK and USA. Her sculptural works have been displayed in both the Royal West of England Academy in Bristol & The Royal Society of British Sculptors in London. Art and educating are her main passions resulting in her Art and Craft business and workshops.

In this fun, one-day workshop you will learn how to create a seascape or landscape using the unique art form of dry needle felting. You will learn about compositions and how to layer and blend the felt to create a tranquil scene and there will be demonstrations and hands-on assistance. You might choose to focus on just one final piece, or alternatively create a series to show, for example, a sunset or sunrise or perhaps something you have captured on holiday or in a special place. The image is just the starting point, as your piece will naturally develop and change slightly as you work with the felt, so don't worry if you don't have a specific image to work from.

You can develop your piece by adding texture and interest with colourful strips of fabric and lace, and you can add details through hand or machine embroidery. A shadow box frame of 18 x 18 cm is included in the workshop and additional frames can be bought on the day for £5.

*Student requirements: Buttons, embroidery thread (optional), reference seascape image (optional).*

Please be aware that the technique is fairly repetitive so may not be suitable for people with back/neck pain.



**FORTIETH GERRARDS CROSS SUMMER SCHOOL 2024**

**APPLICATION FORM**

Mr / Mrs / Ms / Dr	First Name	Surname	
<b>One form per <u>person</u> (photocopies or printed copies from the website are accepted)</b>			
Address			
Postcode			
Email address			
Telephone nos.	Landline:	Mobile:	
Where did you hear about us?	Do you have specific Dietary Needs? <input type="checkbox"/> Vegetarian <input type="checkbox"/> Vegan <input type="checkbox"/> GF <input type="checkbox"/> Lactose Free <input type="checkbox"/> Nut Allergy <input type="checkbox"/> Other.....		
I apply for a place on the following course(s)			
Date	Course No	Course Name	Payment Type
			Please Tick one:  <input type="checkbox"/> <b>Online (preferred type)</b>  <input type="checkbox"/> Credit Card  <input type="checkbox"/> Cheque
<b><u>PAYMENT OPTIONS (£55 per course) – Please select one method:</u></b>			
1. <b><u>Pay Online</u></b> – when sending off your application you can use the option of a payment link or bank transfer– Pay the <b>total amount</b> for course/s - Reference is D# (course number/s) and your name. Account name: <b>Gerrards Cross Community Association</b> – Sort Code <b>40 22 05</b> – Account <b>40375330</b>			
1. <b><u>Pay By Credit Card</u></b> – via GXCA Website or GXCA Reception			
2. <b><u>Pay by Cheque</u></b> – enclose a separate cheque for <b>each course</b> , made out to “ <b>Gerrards Cross Community Association</b> ” <u>written in full</u> .			
<i>Please note: *Option 1 or 2 is the preferred choice as each cheque deposited incurs a 40p bank fee*</i>			
<b>Future communication</b>	If you have provided an email address, you will automatically receive email updates and a link to the fully electronic version of the brochure and application form on the GXCA website. <b><u>If you still wish to receive a hard copy in the post, please tick box</u></b> (there will always be paper copies available for collection at the Memorial Centre)		<input type="checkbox"/>

## **Application Submissions:**

Email applications to: [summerschool@gxca.org.uk](mailto:summerschool@gxca.org.uk)

Written applications to: **GX Summer School, Memorial Centre,  
East Common, GERRARDS CROSS, SL9 7AD**

## **Confirmation and any Tutor Instructions**

- Confirmation (and any further tutor instructions) will be issued by email.
- If you have provided a stamped self-addressed envelope, confirmation (along with any further tutor instructions) will be posted to you.

Please email if you do not receive a response within 2 weeks - [summerschool@gxca.org.uk](mailto:summerschool@gxca.org.uk)

## **CHECKLIST:**

- Please ensure that your email address is easily readable.
  - Have you
    - **Preferred Option:** Paid online/credit card with course number/s and your name as a reference? (There is no need for individual payments when paying with either of these options)
- OR**
- Written a separate cheque for **EACH** course?
  - If you require a hard copy confirmation, have you included a stamped self-addressed envelope?

Enrolments are made in the strict order in which **the Application Forms** are received.

Payment online does not alter this process.

Filling in the section below will in no way impact your acceptance for your 1<sup>st</sup> choice.

**In the event of my chosen course(s) being fully booked, I will accept any of the following alternatives: -**

Date	Course No.	Course Name

**FORTIETH GERRARDS CROSS SUMMER SCHOOL 2024**

**APPLICATION FORM**

Mr / Mrs / Ms / Dr	First Name	Surname	
<b>One form per <u>person</u> (photocopies or printed copies from the website are accepted)</b>			
Address			
Postcode			
Email address			
Telephone nos.	Landline:	Mobile:	
Where did you hear about us?	Do you have specific Dietary Needs? <input type="checkbox"/> Vegetarian <input type="checkbox"/> Vegan <input type="checkbox"/> GF <input type="checkbox"/> Lactose Free <input type="checkbox"/> Nut Allergy <input type="checkbox"/> Other.....		
I apply for a place on the following course(s)			
Date	Course No	Course Name	Payment Type
			Please Tick one:  <input type="checkbox"/> <b>Online (preferred type)</b>  <input type="checkbox"/> Credit Card  <input type="checkbox"/> Cheque
<b><u>PAYMENT OPTIONS (£55 per course) – Please select one method:</u></b>			
1. <b><u>Pay Online</u></b> – when sending off your application you can use the option of a payment link or bank transfer– Pay the <b>total amount</b> for course/s - Reference is D# (course number/s) and your name. Account name: <b>Gerrards Cross Community Association</b> – Sort Code <b>40 22 05</b> – Account <b>40375330</b>			
1. <b><u>Pay By Credit Card</u></b> – via GXCA Website or GXCA Reception			
2. <b><u>Pay by Cheque</u></b> – enclose a separate cheque for <b>each course</b> , made out to “ <b>Gerrards Cross Community Association</b> ” <b>written in full</b> .			
<i>Please note: *Option 1 or 2 is the preferred choice as each cheque deposited incurs a 40p bank fee*</i>			
<b>Future communication</b>	If you have provided an email address, you will automatically receive email updates and a link to the fully electronic version of the brochure and application form on the GXCA website. <b><u>If you still wish to receive a hard copy in the post, please tick box</u></b> (there will always be paper copies available for collection at the Memorial Centre)		<input type="checkbox"/>

## **Application Submissions:**

Email applications to: [summerschool@gxca.org.uk](mailto:summerschool@gxca.org.uk)

Written applications to: **GX Summer School, Memorial Centre,  
East Common, GERRARDS CROSS, SL9 7AD**

## **Confirmation and any Tutor Instructions**

- Confirmation (and any further tutor instructions) will be issued by email.
- If you have provided a stamped self-addressed envelope, confirmation (along with any further tutor instructions) will be posted to you.

Please email if you do not receive a response within 2 weeks - [summerschool@gxca.org.uk](mailto:summerschool@gxca.org.uk)

## **CHECKLIST:**

- Please ensure that your email address is easily readable.
  
- Have you
  - **Preferred Option:** Paid online/credit card with course number/s and your name as a reference? (There is no need for individual payments when paying with either of these options)
  
- OR**
- Written a separate cheque for **EACH** course?
  
- If you require a hard copy confirmation, have you included a stamped self-addressed envelope?

Enrolments are made in the strict order in which **the Application Forms** are received.

Payment online does not alter this process.

Filling in the section below will in no way impact your acceptance for your 1<sup>st</sup> choice.

**In the event of my chosen course(s) being fully booked, I will accept any of the following alternatives: -**

<b>Date</b>	<b>Course No.</b>	<b>Course Name</b>

## D25 GREAT UNSOLVED MYSTERIES

Friday 26th July

Tutor: Malcolm Nelson is a retired Customs Officer and a member of the British Society of Criminologists. He holds the record for the largest quantity of prohibited drugs found in a single suitcase. He supports Spurs, Essex Cricket Club and drinks rum.

### Jack the Ripper.

Just who does the evidence indicate was the killer? From Lords to lunatics the list of possible killers goes from one extreme to another. You will be asked to decide who you think is the most likely culprit.

### St Valentine's Day Massacre.

The culmination of the gang wars in the Prohibition era. Six men slaughtered in a garage in Chicago. Who were the men who pulled the triggers and who was behind them?

### "The Ayres Rock Mystery".

The Chamberlains have finally been exonerated of all blame for Azarias's disappearance. But just why were the Australian police so convinced they had committed the crime in the first place?

### The Essex Boys.

Three known drug dealers are found dead in a car in a remote field in Essex. Two men go to prison on the word of a fellow drug dealer. But were they really guilty?

## D26 BRIDGE: BIDDING TO SLAM WITH CONFIDENCE

Friday 26th July

Tutors: Tim Chanter has been a full-time bridge teacher for 10 years, working primarily with Richmond, Wimbledon and Roehampton Bridge Clubs. His teaching has been assessed by the English Bridge Union as outstanding, and he has achieved the rank of Grandmaster in his frequent tournament play.

This session will cover the main aspects of slam bidding including: general principles of calling slams; Splinter Bids; Jacoby 2NT; Roman Keycard Blackwood.



There will be two 'theory' sessions each followed by play on hands composed to illustrate the lesson material.

Written and video commentary on the boards will be sent out after the session.

*Student requirements: your lesson notes which will be emailed on registration.*


## **D27 SILVER CLAY JEWELLERY WITH NATURAL ELEMENTS Friday 26th July**

Tutor: Laura Sinclair is a metal clay artist and silversmith with over six years' experience in creating bespoke silver pieces. She holds a Jewellers' Academy 'Diploma in Silver Jewellery' and an Art Clay World UK 'Diploma Level 1'.

Silver clay is an amazing, versatile medium, made from fine particles of recycled silver, organic binder and water. It can be textured, cut, then fired to produce solid silver jewellery.



This course will teach you how to create a simple fine silver (999) pendant and pair of earrings using different textures (including real leaves).



You will design, make, fire, and polish your pieces by the end of the course and can wear your jewellery home.

*Student requirements: Enclosed shoes, long hair secured, apron (optional), leaves with a good vein structure ie. lemon grass or mint leaves (optional).*

*\*\*Every student will need to purchase a pack of materials (clay/findings) from Laura to use in class at a cost of £25, payable to the tutor.*

Please note that the tool packs provided by Laura for use by students on the day must be returned at the end of the course for use in the next class and are not included in the course price.

## **D29 ALL YOU NEED IS AN IPHONE**

**Friday 26th July**

Tutor: Susan Mills, Cert Ed, MA, experienced teacher.

Got yourself in a knot over a problem with your iPhone or just bought a new iPhone and you don't really know what it can do?

I will show you where the controls are on your iPhone, how you can reduce battery use, clear history, remove cookies.

We will go through the basics such as emailing, privacy settings, online banking, parking apps and all those apps that you didn't know about.

You will learn how to listen to music, podcasts, engage with family and friends, as well as using WhatsApp and FaceTime to call and message friends and family for free!

What makes a good photo? Compose like an expert, using the rule of thirds. Learn about focusing, correct exposure, background and composition. Group photographs, photographs of items for sale or capturing precious memories.

*Student Requirements: Please bring your device and a charging lead.*

**D30 LONDON HISTORY THROUGH PRINTS** **Friday 26th July**

Tutor: Colin Oakes has taken walking tours and coach tours, lectures and conferences since 1982. Colin has a BA (Hons) in Archaeological Studies from the University of Leicester, and an MA in London Studies from Birkbeck College, University of London.

Prints have always been the affordable alternative to paintings. They often form parts of contemporary books and reveal London's history well.

Using prints the capital's fine buildings, facilities and topography are revealed in all their glory. Come and discover London's past.

**D31 SYMBOLIST ART** **Monday 29th July**

Tutor: Dalila Castelijm has taught for Reading and Oxford Universities' Continuing Education Departments and for the WEA. As an Open University associate lecturer, she has led tours abroad. BA Hons (Birkbeck College, University of London) Laurea (University of Trieste, Italy).

Born in the 1880s out of a desire to reject the objective representation of the world, the Symbolist movement stood for art which reflected emotions and ideas through colour line and composition.

Typical Symbolist themes of love, fear, death and desire will be explored in the works of Gustave Moreau and Puvis de Chavannes, Edvard Munch and Jan Toorop, Paul Gauguin and Gustav Klimt.

**D32 SCANDI ART AND ITS DESIGN: 1880-1960** **Monday 29th July**

Tutor: Author and broadcaster, Dr Anne Anderson, was Senior Lecturer in History of Art for fourteen years at Southampton Solent University. She has curated four national art exhibitions. Anne's career as an international speaker has taken her from Spain to Australia.

Scandinavian artists emerged as leaders of progressive art and design at the turn of the 20th century. Following the French avant-garde, Danish, Swedish, Finnish and Norwegian painters embraced Realism, Naturalism and Impressionism. After studying in Paris, they invariably returned home, establishing rural colonies to paint directly from nature outdoors. During the 1890s, Naturalists vied with Symbolists who sought to capture the spirit of a place rather than merely create an accurate rendering. No one captured the angst of the era more effectively than Edvard Munch. As well as covering the Fine Arts, the impact on Scandinavian designers of the Arts and Crafts, Art Nouveau, Art Deco and Modernism will all be traced, bringing us up to the 1950s when it can be said Scandinavian design came of age.



Today, IKEA's Scandi-Modern style offers an ideal lifestyle choice.

**D33 PEN AND WATERCOLOUR WASH****Monday 29th July**

Tutor: Sharon Hurst is a Tutor, Demonstrator and TV Artist and is known for the vibrant colours and bold designs in all her work, from fantasy watercolour and silk scarves through to beaded jewellery. Entirely self-taught, she believes in breaking rules because, as she says, "No-one ever taught me any, so I just go my own way and experiment"! Sharon's work is available in galleries both here and abroad.

Come and try this interesting technique. We will be drawing a cottage, looking at proportion and detail, learning how to simplify the details. This will then be drawn in with a waterproof pen before we lay in a gentle wash of colours.

This is a delightful technique to get you started should you ever want to sit outside and sketch, on holiday for instance.

Tutor will have black pens (£3), paper and some brushes at various prices to purchase on the day if you wish.

*Student requirements: Watercolour paints, brushes, cloth/paper towel for dabbing & mopping, paper (if you have it), pencil, rubber, waterproof black sketching pen.*

**D35 QUILTING: STACK AND SLASH****Monday 29th July**

Tutor: Helen Nice has 40 years of teaching, advising in sewing, dressmaking, patchwork and quilting. For the last 18 years she has also been running private patchwork and quilting classes.

The Stack and Slash method requires you to stack identical sized pieces of material on top of one another and slash through the whole stack so each cut is the same through each layer and then rearrange them before sewing back together to get stunning and varied results.

You can make 6 blocks at a time for example depending on how many you stack! Very quick to do and one block can easily be made into a simple item on the day eg. table mat, coaster, etc. Or be taken home to turn into a larger project.

This class would be easier with the use of a sewing machine but is possible with hand sewing.

If you forget something on the day or haven't been able to find the right thing, Helen will have these items to purchase as well as other sewing items if needed. There will also be a cutting board and rotary cutter to share on the day if required.

*Student requirements: 6 fat quarters of selected material, sewing kit & threads, cutting board, rotary cutter & ruler and a sewing machine if you wish to bring.*



**D36 VOLCANOES: THE WHAT, WHERE AND WHY****Monday 29th July**

Tutor: Dr Eyers is a geologist and has lectured for several UK universities and local groups. Her career took her to many parts of the world with projects in the Caribbean, Brazil and Turkey. Most of her professional work was as a freelance consultant. Now semi-retired she has written numerous books.

What is a volcano and why do you only find them in certain parts of the world? We will look at many case studies of well-known volcanoes. Vesuvius and Etna will feature, as will the Canaries and others. Why are there ancient volcanoes in Britain and when did they become extinct?

These questions will be answered during this course as well as learning how to identify different volcanic rocks and minerals, and discovering how to interpret volcanoes from their shape. It is very hands-on and uses real rocks and minerals, which we will learn how to identify.

We will explore many locations around the world. Discover what information rocks and specific volcano shapes 'lock in'. We will use this information to be able to tell us about very ancient volcanoes and also about those that are active today. Volcanic activity is happening all the time – what is erupting on the day or week of the class? We can then explain the activity with knowledge from the tutor's rocks and case studies.

What is the most dangerous volcano in the world? How do geologists know? Anyone with an interest in the topic will benefit.

**D37 STORY OF ENGLISH CATHEDRALS AND PARISH CHURCHES****Tuesday 30th July**

Tutor: Andrew Davies is a lecturer for the Arts Society and the National Trust. He is the author of 9 books (including 'The East End Nobody Knows') a journalist and historian, and for 30 years has run his own London walks company called 'All about London'.

Whether it be the large (Liverpool Anglican Cathedral, Winchester Cathedral, St Paul's Cathedral or the Wool churches of East Anglia), or the small (lonely Saxon churches, intimate overlooked City churches in York and Norwich) these buildings tell our history in stone, glass, wood and people.

Each one has its own unique voice - and we will listen to some of their stories.

**D38 BRIDGE: IMPROVING YOUR DEFENSIVE SIGNALLING Tuesday 30th July**

Tutors: Tim Chanter has been a full-time bridge teacher for 10 years, working primarily with Richmond, Wimbledon and Roehampton Bridge Clubs. His teaching has been assessed by the English Bridge Union as outstanding and he has achieved the rank of Grandmaster in his frequent tournament play.

This session will cover the main aspects of defensive carding and signalling including: when and how to use different signals; attitude signals; count signals; different types of discarding signals.

There will be two theory sessions each followed by play on hands composed to illustrate the lesson material. Written and video commentary on the boards will be sent out after the session.

**D39 AMUSING CATS! Tuesday 30th July**

Tutor: Sharon Hurst is Tutor, Demonstrator and TV Artist and is known for the vibrant colours and bold designs in all her work, from fantasy watercolour and silk scarves through to beaded jewellery. Entirely self-taught, she believes in breaking rules because, as she says, "No-one ever taught me any, so I just go my own way and experiment!". Sharon's work is available in galleries both here and abroad.



If you love animals and their little quirks, this is the one for you! Sharon will take you through the drawing of a smug, very pleased kitty (her cat Sox) and then you will use watercolour to complete the picture.

If you wish, bring along a picture of YOUR cat and we can adapt our own pictures to suit.

**D41 QUILTING: SASHIKO Tuesday 30th July**

Tutor: Helen Nice has 40 years of teaching, and advising in sewing, dressmaking, patchwork and quilting. For the last 18 years she has also been running private patchwork and quilting classes.



Sashiko literally means "little stabs" - it is a form of decorative reinforcement stitching (or functional embroidery) from Japan. Traditional Sashiko was used to reinforce points of wear, or to repair worn places or tears with patches. It is usually in the form of small running stitches in white thread on a dark blue fabric. You can use this embroidery to make into a rice bag, shopping bag, small wall



hanging, placemats, table runners, etc. Embroidery will be done by hand and your machine can be used to make embroideries into other projects as you wish. Items also available on the day to purchase.

*Student requirements: hand sewing kit, a fat quarter of plain fabric (traditionally dark blue), Sashiko threads, white marking pen (if using dark fabric) and a Quilters white pencil.*

#### **D42 EUROPEAN COURT PAINTERS**

**Tuesday 30th July**

Tutor: Kate Phillips worked as an NHS Theatre Sister, retired and went to the Courtauld to do a Post-Graduate Diploma in History of Art. She then worked as a tutor teaching Art History and has been with the WEA for 19 years, working at branches and on-line.

This day class will introduce painters who were employed by kings, emperors, princes and dukes to glorify themselves and their courts. These artists were salaried and a regular income demonstrated how much they were valued by their masters. I shall begin in the Early Renaissance with Jan van Eyck in Flanders, then move to Italy. Here I shall discuss Gentile Bellini's mission to the court of Sultan Mehmet 11 and the courts of Urbino and Mantua where Piero della Francesca and Mantegna flourished.

Moving on in time, I shall cover the court painters of the Tudors - Holbein and Hilliard and the Pope's painters - Raphael and Rubens. I shall describe the legacy of Titian's works for the Holy Roman Emperor and I shall finish with a discussion of one of the most famous images of courtly life - Velasquez' Las Meninas.

#### **D43 ISTANBUL: A CULTURAL TOUR**


**Wednesday 31st July**

Tutor: Dalila Castelijm has taught for Reading and Oxford Universities' Continuing Education Departments, and for the WEA. As an Open University associate lecturer, Dalila has lead tours abroad. BA Hons (Birkbeck College, University of London), Laurea (University of Trieste, Italy).

The course explores the architectural and artistic treasures of Istanbul, a city shaped by being the meeting point of Europe and Asia for centuries.

We shall examine the remains of the ancient city, founded by the Emperor Constantine, before focussing on Byzantine masterpieces such as Hagia Sophia and the Church of St Saviour in Chora with their splendid mosaic decorations.

The Topkapi Palace, for nearly four centuries main residence of the Sultans, the imperial architecture of Sinan and the Blue Mosque are among the Ottoman buildings to be explored.



**D44 STORIES FROM PROVENCE****Wednesday 31st July****Part 2- TROUBADOURS, HERETICS AND THE COURTS OF LOVE.**

Tutor: Maggie Knight BA Fine Art, MA History of Art, PhD History of Art, founded the Adult Education section at the V&A Museum. She ran her own classes in art and cultural history in London, and is now teaching for The Arts Society and leading tours to Europe and America.

By the 12th century the music and poetry of the aristocratic troubadours of Provence and their ideal of 'Courtly love' were spreading across Europe and inspiring art and literature.



At the same time the mercantile towns of the south were attracting followers of a new faith.

Known as the Albigensians or the Cathars they were inadvertently responsible for erosion of Provençal independence.

**D45 ACRYLIC PAINTING STEP-BY-STEP:  
FLORAL ABUNDANCE****Wednesday 31st July**

Tutor: Heather McDowell. Whether people are returning after many years away from painting or starting as complete beginners, Heather's classes and workshops offer something for everyone. Her background as an occupational therapist and experienced artist have shaped her teaching style, which aims to be encouraging and confidence building. She makes use of unconventional tools and short cuts to enable anyone to paint, who is willing to learn!

A step-by-step acrylic painting workshop, featuring an abundance of flowers, suitable for complete beginners, with the option of extra challenges for those with some experience.

No drawing skill is needed. Working from photos and life, we will produce a (more or less!) finished work by the end of the day.

We will be working on a stretched box canvas so your work will be ready to hang or give as a gift.

*Student Requirements: A full starter kit will be available for each student on the day for £9 which includes canvas, paint, consumables and the loan of all equipment – payment direct to tutor.*

*Apron or painting clothes, reading glasses if used*



**D47 SMARTPHONE PHOTOGRAPHY****Wednesday 31st July**

Tutor: Susan Mills, Cert Ed, MA, experienced teacher.

Covering the basics while tailoring them to your specific needs.

Do you take photographs on your smart phone? Most phones these days have good quality lenses that rival expensive cameras.

Learn how to use your device.

A complete course in one day which will enable you to take better photographs. What makes a good photo? Compose like an expert, using the rule of thirds.

Focusing, correct exposure, background and composition.

Throughout the day you will complete mini projects, with time to compare and critique.

Group photographs, photographs of items for sale, capture precious memories. Editing software. Transform your photos.

How to share your images online. Printing, downloading, organising.

This is a challenging day, bring your smart phone and/or tablet, camera if you have one.

Leave with ideas for your own personal growth and confidence in your new found skills.

So, stop clicking and hoping and start photographing with a knowing smile.

Photography is a love affair with life.

*Student Requirements: Please bring your device and a charging lead.*

**D48 ICE AGE TO IRON AGE****Wednesday 31st July**

Tutor: Dr Eyers is a geologist and has lectured for several UK universities and local groups. Her career took her to many parts of the world with projects in the Caribbean, Brazil and Turkey. Most of her professional work was as a freelance consultant. Now semi-retired she has written numerous books.

Studying the Ice Age is much like being a crime detective. Clues are small and far between, but little clues build up into hard evidence for a tremendously exciting story. That story is of the dramatic changes that the Earth has undergone in terms of climate fluctuations.

During the day we look at the main ice ages of Earth's long history, including Snowball Earth. We then discover what controlled the glacier advances and retreats of the last ice age and how our ancestors not only survived, but the event was crucial to our evolution. What was life like in the Stone Age?

The tutor will use presentations, maps and lots of artefacts to make an interesting day.

*Student requirements: pencil, rubber, sharpener, and a hand-lens/magnifier is handy (tutor will have some spares).*

**D49 THE HISTORY OF TREE IN ART,  
FROM GIOTTO TO KLIMT**

**Thursday 1st August**

Tutor: Clare Ford-Wille has been lecturing for many years, for Birkbeck College, University of London, the V. and A., Morley College, the City Literary Institute, as well as the National Gallery, NADFAS/The Fine Arts Society, the National Trust and the Art Fund.

Throughout the history of European art, the tree has been of great importance as a punctuation mark within a composition, to create perspective, to draw attention to the figures, to offer a framework or to give meaning to the subject of the painting or sculpture.

Dead or broken trees can symbolise death, a living tree in contrast can indicate everlasting life or resurrection, and in the Garden of Eden the Tree of Knowledge is crucial to the Fall of Adam and Eve. Trees are such an enhancement of a painting or sculpture.

The study day will explore the myriad of ways in which artists and sculptors, such as Giotto, Piero della Francesca, Jan van Eyck, Bellini, Bernini, Caspar David Friedrich or Constable, among so many others, use trees in their work.



**D50 CLASSICAL CHAT: AN INTRODUCTION TO  
CLASSICAL MUSIC AND POPULAR CLASSICAL THEMES**

**Thursday 1st August**

Tutors:

Lisa Friend RCM BMus(hons) British flautist, is a soloist, chamber musician, recording artist and teacher.

Anna Stokes RCM BMus(hons) British flautist, is a freelance orchestral/chamber player, teacher and examiner.

Lisa and Anna have a wealth of experience in the world of classical music.

This course is an introduction to the world of classical music. Through this journey, they will explore:

- the most popular works of some of the greatest classical composers/performers past and present, and
- instruments of the orchestra.

No prior knowledge of classical music is required.

From classical music novices to experienced classical music lovers, all are welcome. Classes take place in a relaxed and informal setting.



**D51 WILLOW WEAVING****Thursday 1st August**

Tutor: Mary Sibley is a retired art teacher and volunteered to work on the Coronation Arches.

You will be weaving 3 small projects during the day which you will take home with you: a Star, a Heart and a Reindeer.

There will be tips and ideas given throughout the day. You will go home with the 3 finished projects and a smile on your face!

NB Pleased be advised, that if you have arthritic hands, you will find willow weaving very difficult.

*Student requirements: Secateurs and £5 for willow payable to tutor.*

**D53 FLORA AND FAUNA:  
SYMBOLISMS, ATTRIBUTIONS AND LEGENDS****Thursday 1st August**

Tutor: Richard Box studied painting at Hastings School of Art and then at Goldsmiths School of Art, where he discovered Embroidery as a textile form of art. Since then, he has been developing and exhibiting his work in both of these complementary disciplines. As an Art Historian, he has lectured for The Arts Society and others, and he also runs practical workshops for interested groups. In 2024 he has been offered a Gallery at the Knitting & Stitching Show at Alexandra Palace.

All over the world, throughout history, it would appear that flora and fauna carry meanings and symbolise certain qualities and feelings.

We will illustrate by paintings, carvings and other artistic images from various cultures from the past three thousand years and how the meaning of particular flowers can vary in different parts of the world. Brutes, birds and all kinds of beasties have, throughout history, been endowed with symbolic meanings, attributed to historical characters and have appeared in many myths and legends.

We will show examples of all this with artistic representations from various cultures since history began.

**D54 FIRST STEPS INTO CROCHET****Thursday 1st August**

Tutor: Sarah Barclay. Crochet is good for the mind, body and soul! Being able to share my knowledge and therefore the benefits of this craft, is my way of giving back and making my corner of the world a better more colourful place.

A step-by-step lesson guiding you into your very first venture of learning to crochet. We will start with the very basics of creating a slip knot and a chain.

We will work our way through single, double and treble crochet stitches cumulating in you having started making your own Granny Square by the end of the day. We will also discuss yarn types and thicknesses, hook types and styles and even dabble in colour palettes.

*Student requirements: Crochet hook (if you have) and yarn (if you already have chunky yarn). However, yarn, hook, stitch marker kits will be available on the day to purchase for £5.*

## D55 EVENTS IN EUROPEAN HISTORY

Friday 2nd August

Tutor: Bernard Foot was educated as a scientist, and his working life was spent in IT. He hated history at school – but later became interested in history, including of southern Austria, his mother's homeland, and the surrounding areas of former Yugoslavia.

In this session we will look at four aspects of European history.

First, we shall discuss the history of Ukraine – a topical subject for obvious reasons. This will cover the period from the earliest knowledge of the region about 5,000 years ago up to Russia's invasion in 2022.

Then we will cover two less momentous but nevertheless fascinating events from the Second World War. These both sound similar at the headline level as they are both about escapes of British and Commonwealth Prisoners of War from the same PoW camp and involving the Yugoslavian Partisans - but in reality, the two stories are quite different.

Finally, we will look at the lives and careers of three great generals from the early 19th century – Blücher, Napoleon, and Wellington – leading up to the denouement at the Battle of Waterloo.

## D56 WHITE GOLD- MEISSEN AND SEVRES PORCELAINS Friday 2nd August

Tutor: Scott Anderson. Having retired from his position as a Senior Lecturer in Art and Design, at Solent University, Scott concentrates on lecturing, research, film making and publication. Scott has written extensively about various ceramics and Victorian art and design. He has been a consultant to the BBC programme – Flog It.

This course looks at the amazing, varied, and often very beautiful products of the Meissen factory in the 18th and 19th centuries. The man who is credited with creating Meissen porcelain, Johann Friedrich Böttger, had started out trying to change base metals into gold but, in the end, created porcelain, sometimes known as 'white gold'!

In France similar developments were taking place at Sevres and here the artistic achievements were as equally enticing as those in Germany.

Both these manufacturers produced new heights of beauty and quality in their creations and illustrate why both still command high prices in the auction world as well as informing us of the history of the society that inspired them.





**D57 GROWING PLANTS FOR YEAR-ROUND INTEREST FROM CUTTINGS AND SEEDLINGS** **Friday 2nd August**

Tutor: Lindsay Engers is an Adult Education Tutor with 32 years' experience of teaching horticulture to Adults in Buckinghamshire, Berkshire and Oxfordshire. He also grows Heritage fruit and vegetables commercially, and runs a small landscaping business.

This course covers the growing of plants from both cuttings and seeds, to enhance your garden with year-round colour and interest.

We will discuss how to choose plants for specific types of garden situations, and I will also introduce a selection of edible garden plants and how to propagate them. Along with how to sow seeds of flowers and vegetables, we will also cover how to take cuttings of trees, shrubs and herbaceous plants.

There will also be a practical element to this class where you will be actually potting some cuttings and seeds up yourself.

Free cutting material and some seeds will be provided.

*Student requirements: Please bring along up to 10 maximum qty 9cm pots, plant labels, secateurs, apron/gloves, a newspaper or plastic sheet to work on and some seeds that you may like to sow, and of course a box or similar, to transport your potted items home with you.*

Students will be asked to contribute a small amount to the cost of the potting mix provided on the day.

**D59 IPAD: EVERYTHING YOU NEED TO KNOW** **Friday 2nd August**

Tutor: Susan Mills, Cert Ed, MA, experienced teacher.

This course gives you the confidence and knowledge to explore and join the digital world - without asking a teenager!

Got yourself in a pickle over a problem with your iPad, or just bought a new device, but you don't really know what it can do? I will show you how to control your iPad and iPhone.

For example, how to: Reduce battery use, clear history, remove cookies. Basics such as emailing, privacy settings, online purchase, bill payment, tailoring personal preferences.

Watch TV, listen to music, podcasts, engage with family and friends using FaceTime. Use Message and FaceTime to call and message and see friends and family for free.

There is a whole world out there just waiting for you to explore and use. I have tips, tricks and laughter to share with you.

*Student Requirements: Please bring your device and a charging lead.*

## D60 AMIGURUMI CROCHET

Friday 2nd August

Tutor: Sarah Barclay. Crochet is good for the mind, body and soul! Being able to share my knowledge and therefore the benefits of this craft is my way of giving back and making my corner of the world a better more colourful place.

If you're bored with Granny Squares and crochet clothes, why not try Amigurumi? Amigurumi is a Japanese word consisting on two parts, ami meaning crochet or knit, and nigurumi which is literally "small, stuffed doll". These days, amigurumi refers to more than just dolls, it can be anything from animals to food and other objects.

Learn the basics of making 3D shapes in crochet that will be the key to carry on and explore more of your crochet journey. We will cover shaping by increasing and decreasing stitches and the number sequences needed to create different shapes. You will learn how to read an amigurumi crochet pattern and we will work together to make a toy for you to take home at the end of the class.

This class is ideal for intermediate crocheters who have the ability to create a magic circle for casting on, and who want to branch out and learn new things.

*Student requirements: Please feel free to bring your basic crochet kit with you (hook, yarn, stitch marker, darning needle & scissors). However, yarn, hook, stitch marker kits will be available on the day to purchase for £5*



*\*Images for inspiration only!*

# JUMBLE SALE

**Saturday 28th September**

**10am - 2pm**

Adult Clothes,  
Children's Clothes,  
Sports Gear,  
Household items,  
Furniture, Shoes and  
Hand Bags

Refreshments  
available  
Free parking  
Entrance fee £2.00



**GXCA, The Memorial Centre, 8 East Common, Gerrards  
Cross, SL9 7AD, Charity N° 300264**

**CHARITY FUND RAISING EVENT FOR GXCA**

**CONTACT US**

**01753883759**

**WWW.GXCA.ORG.UK**

# CALENDAR OF *EVENTS*

THE GXCA, 8 EAST COMMON, GERRARDS CROSS, SL9 7AD

2024

**JANUARY**

FRIDAY 26TH

**BURNS NIGHT**

**FEBRUARY**

SATURDAY 3RD

**ATTIC SALE**

**MARCH**

FRIDAY 15TH

**WELL OILED** ROCK AND POP COVER BAND

SATURDAY 23RD

**OPEN DAY** CLUBS, SOCIETIES & BUSINESSES GXCA

SUNDAY 31ST

**EASTER EGG HUNT**

**APRIL**

FRIDAY 26TH

**JUMBLE SALE**

**MAY**

WEDNESDAY 29TH

COMMUNITY POLICE AWARENESS EVENT

FRIDAY 31ST

**80'S CLUB NIGHT**

**JUNE**

WEDNESDAY 12TH

**AFTERNOON TEA**

**JULY**

FRIDAY 12TH

**QUIZ NIGHT**

MONDAY 22ND - 2ND AUGUST

**SUMMER SCHOOL**

**AUGUST**

WEDNESDAY 14TH

**CLASSIC CAR SHOW**

**SEPTEMBER**

SUNDAY 15TH

**FAMILY DOG SHOW**

SATURDAY 21ST

**GX MUSIC FEST**

SATURDAY 28TH

**JUMBLE SALE**

**OCTOBER**

SATURDAY 5TH

**CHILTERN KILLS** BOOK FESTIVAL

SATURDAY 26TH

**DIWALI** FESTIVAL OF LIGHTS

**NOVEMBER**

SUNDAY 3RD

**FAMILY FIREWORKS DISPLAY**

**DECEMBER**

COMING SOON

**GXCA ICE RINK**

COMING SOON

**WORK CHRISTMAS PARTY NIGHT**

FOR MORE INFO VISIT US AT  
[WWW.GXCA.ORG.UK](http://WWW.GXCA.ORG.UK)